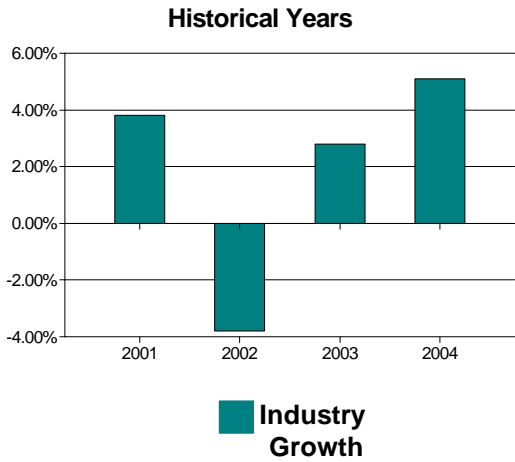
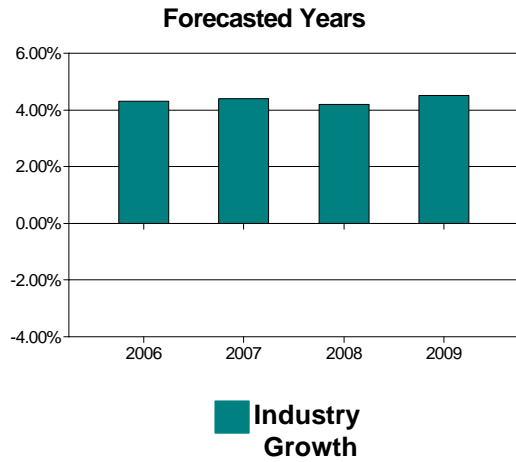


INDUSTRY: -Services
 -Amusement parks
 -SIC Code: 7996

INDUSTRY REVENUE GROWTH

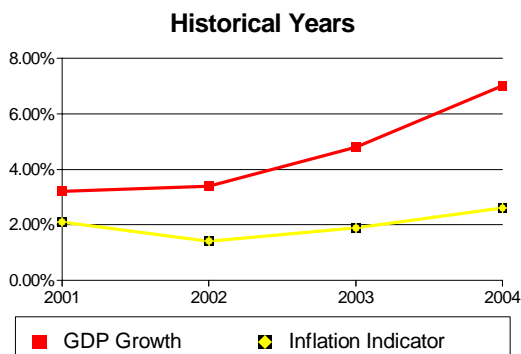


2001	3.80%
2002	-3.80%
2003	2.80%
2004	5.10%

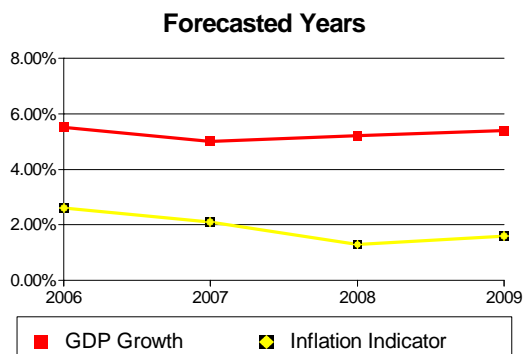


2006	4.30%
2007	4.40%
2008	4.20%
2009	4.50%

ECONOMIC INDICATORS



	GDP GROWTH	Inflation Indicator
2001	3.20%	2.10%
2002	3.40%	1.40%
2003	4.80%	1.90%
2004	7.00%	2.60%



	GDP GROWTH	Inflation Indicator
2006	5.50%	2.60%
2007	5.00%	2.10%
2008	5.20%	1.30%
2009	5.40%	1.60%

SIC DESCRIPTION

7996-Amusement parks-Services:

Establishments of the type known as amusement parks and kiddie parks which group together and operate in whole or in part a number of attractions, such as mechanical rides, amusement devices, refreshment stands, and picnic grounds. Amusement concessionaires operating within the park are generally classified in Industry 7999.

NOTES:

Industry Revenue Growth

- Integra utilizes proprietary econometric models to deliver its industry specific sales growth data which is updated every six months. The sales growth rates are developed using: (1) an historical database derived from government and private sources and (2) macroeconomic forecasts of the U.S. economy provided by INFORUM, a leader in forecasting and modeling. Depending upon the level of detailed information available, aggregated sales growth rates may be applied to related industries.

GDP

- Gross Domestic Product (GDP) is a measure of the total production of goods and services in the U.S. economy. The GDP rates reflected in this analysis are provided as a way to evaluate or benchmark a specific industry's performance. The GDP forecast information is provided by INFORUM.

Inflation Indicator

- Inflation is calculated as the percentage change in the Personal Consumption Expenditure (PCE) Deflator. The PCE Deflator is an index of the prices of goods and services purchased by people resident in the United States. The Inflation Indicator information is provided by INFORUM.

Look For Integra's Complete Line of Financial Products



3-Year Industry Report

Summarized income statement, balance sheet & ratios for 3 years.



5-Year Industry Report

Detailed financial line items for 5 years including 60 performance ratios.



3-Year Comparative Profiler

Provide company information and receive line by line comparison of a company against its peers.

**Your Source For
Private Company Information**

integrainfo.com

800-780-2660